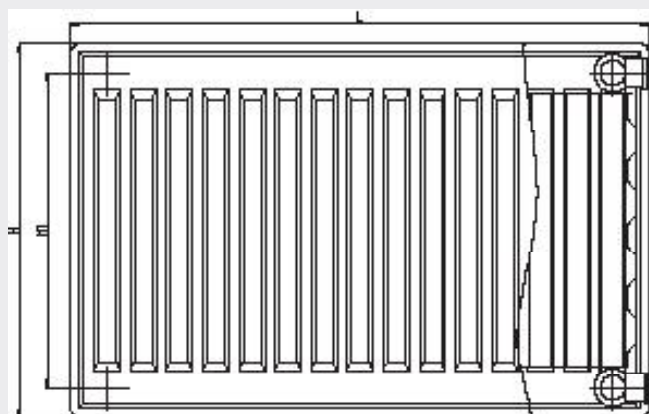
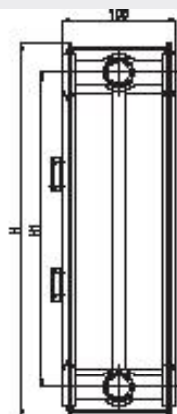


TIP-22

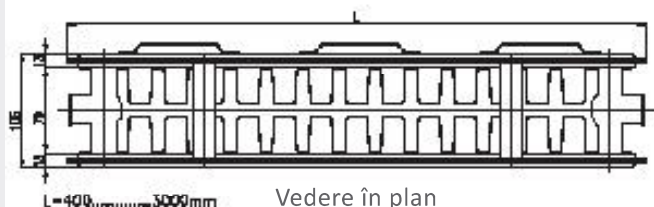
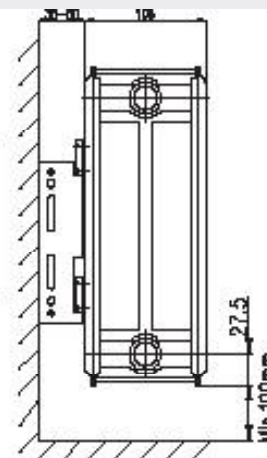


Vedere frontală
Frontansicht




Vedere laterală
Seitenansicht

H	H1
300	245
400	345
500	445
600	545
750	695
900	845



Vedere în plan
Ansicht von oben

Tip Radiator Heizkörper Typ	Dimensiuni Größen		Greutate Gewicht (kg/mt)	Continut apa Wasserinhalt (lt/m)
	Inaltime Höhe (mm)	Distanța între axe Nabenabstand (mm)		
	300	245	17.40	3.20
	400	345	22.87	4.10
	500	445	28.33	5.00
	600	545	33.80	5.90
	750	695	42.00	6.75
	900	845	51.20	7.60

